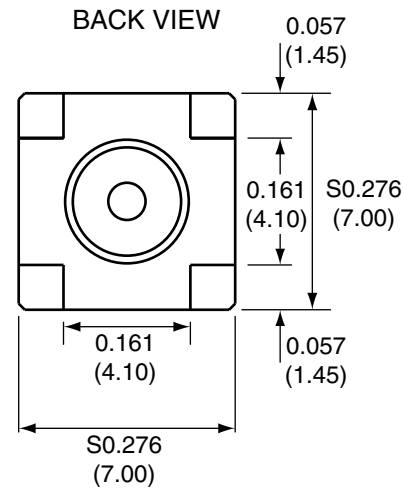
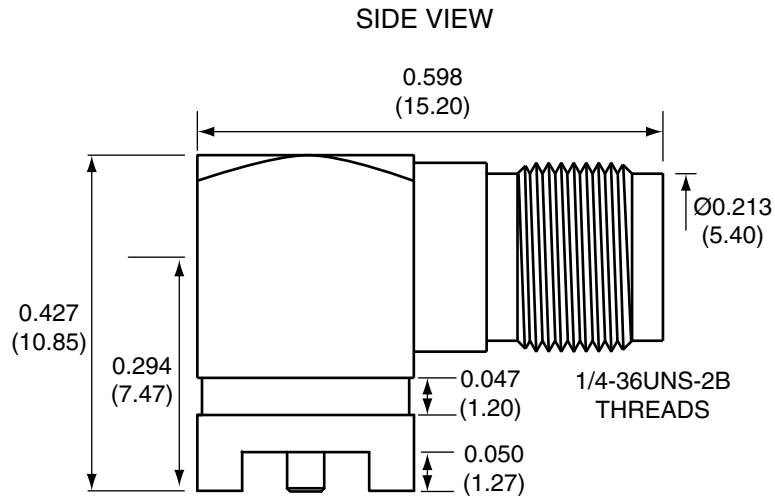
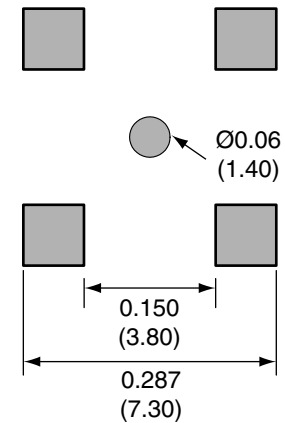


| | | |
|-------------|----------|--------|
| Description | Material | Finish |
| Body | Brass | Nickel |
| Socket | BE CU | Gold |
| Insulation | Teflon | Teflon |

| REVISIONS | | | |
|-----------|----------------------------------|----------|------|
| REV | DESCRIPTION | DATE | APPV |
| A | New Frame; correct one dimension | 10/4/10 | CJ |
| B | Revise footprint drawing | 11/23/10 | CJ |



RECOMMENDED FOOTPRINT



NOTES: (UNLESS OTHERWISE SPECIFIED)

1. ALL DIMENSIONS ARE IN INCHES [mm].
2. DIMENSIONS APPLY AFTER FINISHING.
3. MANUFACTURE TO BE COMPLIANT WITH EU RoHS DIRECTIVE.
4. SAFETY BREAK ALL SHARP CORNERS AND EDGES .02 MAXIMUM.

WARNING: THIS DRAWING CONTAINS PROPRIETARY INFORMATION THAT IS THE SOLE PROPERTY OF CONNECTOR CITY, AND SHALL BE TREATED AS SUCH. NO DISCLOSURE OR REPRODUCTION OF THIS DOCUMENT IS PERMITTED, IN WHOLE OR IN PART, WITHOUT THE EXPRESS WRITTEN PERMISSION OF CONNECTOR CITY OR ITS DESIGNATED AGENTS.

CONNECTOR CITY 159 ORT LANE
THE VALUE OF CONNECTIONS MERLIN, OR 97532

TITLE:
**SMA FEMALE RIGHT ANGLE
 PCB SURFACE MOUNT**

| | | |
|-----------|--|-----------------|
| MATERIAL: | TOLERANCES: .020 [0.50]-.200 [5.00]= ±.008 [0.20] .200 [5.00]-1.200 [30.00]= ±.016 [0.40] 1.20 [30.0]-4.75 [120.0]= ±.024 [0.60] 4.75 [120.0]-12.40 [315.0]= ±.040 [1.0] | PROJECTION: |
| | FINISH: | ANGLES: ±1° |
| | DRAWN: CJ | DT: 10/4/10 |
| | ENGR: | DT: |

| | | |
|------------------|----------------------------|--------------|
| SIZE A | DWG. NO. CON SMA002-SMD | REV B |
| SCALE: 2:1 | DO NOT SCALE DRAWING | SHEET 1 OF 1 |